

MAIN FEATURES

Encoder with potentiometric output signal.
 The potentiometer is fitted in a sturdy housing and it is supported by two bearings. It assures excellent lifetime, speed and high accuracy.

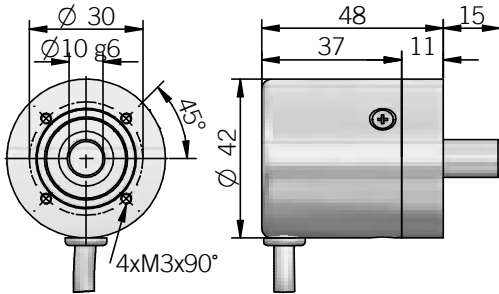


OTHER PRODUCTS

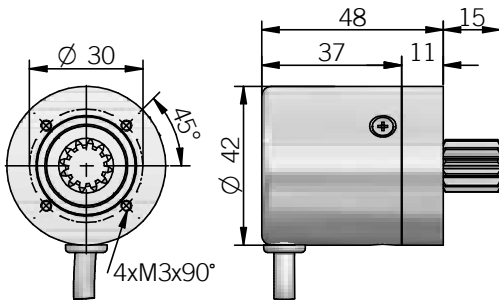
ORDERING CODE

EP	A	103/10	P	R	. XXX	
						VARIANT XXX custom version
						OUTPUT DIRECTION A axial R radial
						OUTPUT TYPE P cable output (standard length 1,5 m)
						RESISTIVE VALUE 102/1 1 kOhm / 1 turn 102/10 1 kOhm / 10 turns 502/1 5 kOhm / 1 turn 502/3 5 kOhm / 3 turns 502/10 5 kOhm / 10 turns 103/1 10 kOhm / 1 turn 103/3 10 kOhm / 3 turns 103/10 10 kOhm / 10 turns
						SHAFT TYPE A EP A model with \varnothing 10 mm shaft B EP B model with cogged shaft
						SERIES EP rotary potentiometer

EP A



EP B



Cogged shaft specifications

$z = 12$
 $m = 1$
 $p = 3,1415$

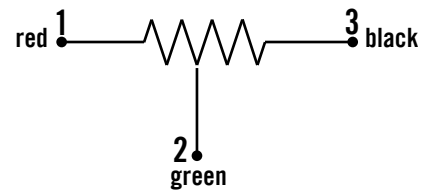
Formulas

modulus: $m = Dp/z$
 step: $p = m \cdot \pi$
 primitive diameter: $Dp = m \cdot z$
 cog number: $z = Dp/m$

Mechanical specifications

Enclosure rating	IP 54
Shaft diameter	ø 10 mm
Shaft material	1.4305 / AISI 303 stainless steel (EP A) steel UNI C45 (EP B)
Housing material	PA 66 glass fiber reinforced
Body material	EN-AW 2011 aluminum
Bearings	2 ball bearings
Limit stop	automatic clutch (no stop)
Operating temperature	0° ... +80°C
Storage temperature	-25° ... +85°C
Weight	150

Electrical connections



General specifications

Model	Resistive value (Ohm)	Mechanical rotation	Electrical rotation	Element technology	Tolerance	Linearity	End resistance (Ohm)	Power rating (70 °C)	Life (shaft revolutions)	Shock	Vibration
102/1	1 k	270°	210°	cermet	±10%	±3%	3	2 W	25000	25 G	10 G, 10 ... 150 Hz
102/10	1 k	3600° +10° -0°	3600° +10° -0°	wirewound	±5%	±0,20%	1	2 W	1000000	50 G	15 G, 10 ... 150 Hz
502/1	5 k	320° ±5°	320° ±5°	conductive plastic	±10%	±1%	10	1 W	10000000	50 G	15 G, 10 ... 150 Hz
502/3	5 k	1080° +10° -0°	1080° +10° -0°	wirewound	±5%	±0,25%	1	1 W	300000	50 G	15 G, 10 ... 150 Hz
502/10	5 k	3600° +10° -0°	3600° +10° -0°	wirewound	±5%	±0,20%	1	2 W	1000000	50 G	15 G, 10 ... 150 Hz
103/1	10 k	300° ±5°	270° ±5°	cermet	±10%	±5%	4	1 W	25000	25 G	10 G, 10 ... 150 Hz
103/3	10 k	1080° +10° -0°	1080° +10° -0°	wirewound	±5%	±0,25%	1	1 W	300000	50 G	15 G, 10 ... 150 Hz
103/100	10 k	3600° +10° -0°	3600° +10° -0°	wirewound	±5%	±0,20%	1	2 W	1000000	50 G	15 G, 10 ... 150 Hz